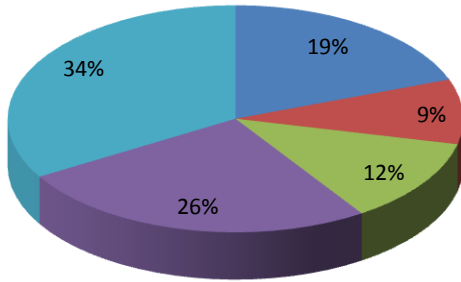


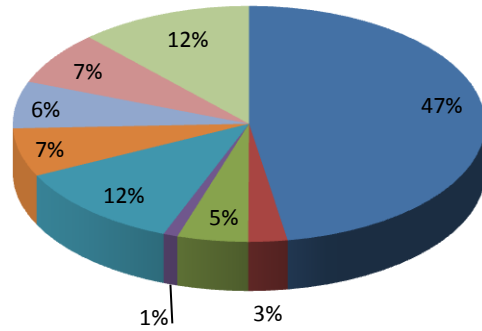
**Rutgers University-Newark**  
**International Student Statistics - Fall 2012**  
*Total Number: 1015*

**Academic Levels**



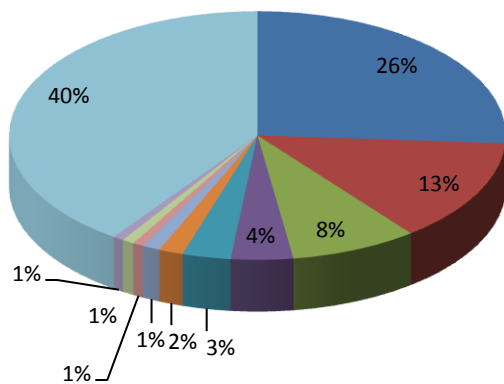
- Undergrad
- Non-Degree
- OPT
- Doctoral
- Mastser's

**Fields of Study**



- Business
- Criminal Justice/Safety Studies
- Public Administration
- Law
- STEM Fields
- Liberal Arts and Social Sciences
- Intensive English
- Undeclared
- OPT

**From Over 70 Countries**



- China
- India
- South Korea
- Turkey
- Taiwan
- Canada
- Saudi Arabia
- Pakistan
- Nigeria
- Iran
- Other Countries

**Remarks:**

\* STEM Fields include: Science, Technology, Engineering, and Mathematics

\*OPT: Optional Practical (F1 students authorized to work for 12-29 months after graduation but still under Rutgers Newark's visa sponsorship).

\* All numbers and charts are prepared by Rutgers-Newark OISS office. All rights reserved.